

Museum of Photographic Arts Social Story

A guide to help prepare individuals with autism for a museum visit



About the Museum of Photographic Arts

The mission of the Museum of Photographic Arts (MOPA) is to inspire, educate and engage the broadest possible audience through the presentation, collection and preservation of photography, film and video.

MOPA hosts exhibitions, lectures, and films that focus on the photographic arts.

Things to Do Before You Go

Take care of your personal needs:

- Make sure to bring water, snack, sunglasses, phone, wallet with your ID, your Explorer Pass if you have one and any fidgets, headphones, or other comfort tools
- Communicate about your visit with your family
- Prepare for social engagement, create a social script for engaging with people who sell tickets to the museum or work in the galleries
- Call ahead to ask about peak hours/Free Tuesday
- Information on the website can inform you before you go about any potential sensory issues
- If you have a service dog, create a social script to answer questions about your dog

Plan your transportation to and from the museum

- Plan on where to park
- Find a map of Balboa Park so that you can find the museum from where you park. Maps are available online or at the Balboa Park Visitors Center

The exhibitions are always changing, so check on the website before you visit to find out what is on display. Sometimes the photographic arts on display include video, harsh lights, or sound interactives.

Museum of Photographic Arts
1649 El Prado
Balboa Park
San Diego, California 92101
(619) 238-7559
mopa.org



MOPA is located between the two fountains on the Prado.

To find the Museum Entrance, look closely for the sign, because the museum can be hard to find.

Noise on the Prado can be loud near the museum entrance.





There are stairs and a ramp to the entrance doors.

Restrooms and a drinking fountain for the museum are outside and to the right when you are facing the entrance doors.

Enter the museum Atrium.

MOPA's atrium is a large open space that is bright, white, and has glass and other hard surfaces. This space can be loud. As you enter the museum, notice the front desk where the museum attendants are working.







Show your pass or buy a ticket from staff at the front desk.

They will give you a sticker to wear on your shirt that shows that you have paid or shown your pass.

If you have any questions about what to see or do at the museum, this is a good time to ask. Staff can answer questions you have about rules or behavior in the museum.

After you've paid, you can enter the atrium, which you have to pass through to get to the galleries.

There are brochures on the back of the front desk that you can use after you pay and enter the atrium space. MOPA does not have any maps of the museum, but the brochures will provide information about what you can see and do at the museum.





There are sometimes photos in the atrium and places to sit.

There is a photobooth in the atrium where you can pay to have your picture taken.

The floors in the atrium are hard tile which causes sound to bounce around and make the space loud.



The exhibitions are always changing, so check the website before you visit to find out what is on display.

There is seating placed throughout the galleries so you can stop and sit, but the seating changes depending on what is on display in the galleries.

Because they change the art on display, there is sometimes construction work happening in the galleries.





Sometimes the photographic arts on display include video, harsh lights, or sound interactives.

Quiet Space:

There is a bench outside the theater at the end of the long hallway that extends from the atrium. The hallway that leads to the bench is carpeted, and the lights are lower in this space. There are less people and less noise in the hallway, especially at the bench, where you can sit. There are no programs in the theater during the day, so people will not be moving through the space to get to the theater.





There is a museum gift shop located in the main atrium.

MOPA does not have a café.



Notes


[illegible]



Funded by:



Supported by:



This social story was created by a team of young adults with autism.
Thank you to Joel A., Zoe B., David B., Davis H., Austin J., Naomi J.,
Bella L., Terrence P., Nate P., and Charlie Q. for your hard work.

2018